

What's New In School-Based Mental Health?

Ruth E. Fissel, LCSW

MITS

October 17, 2006

National Front

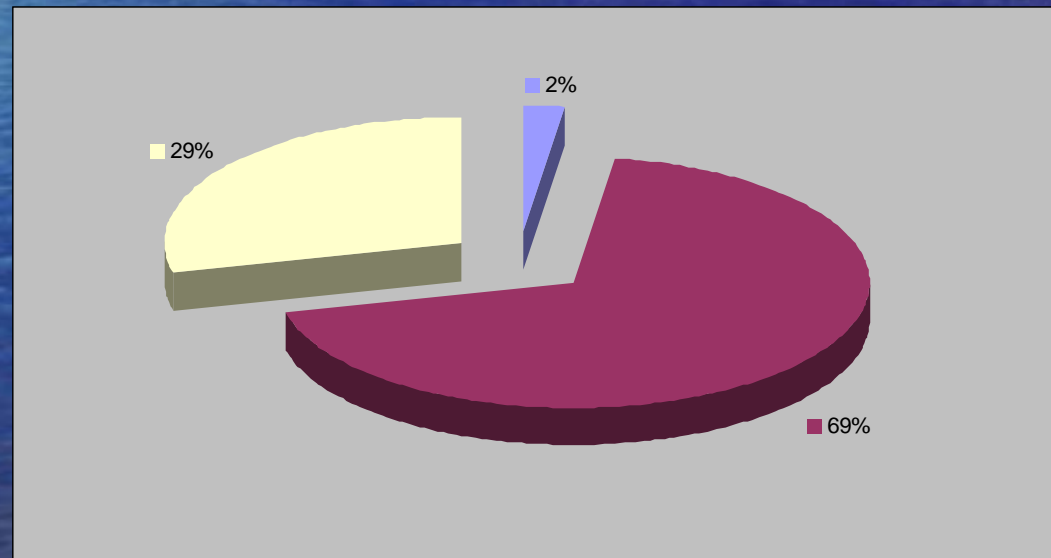
- More States are Involved
- Integrating Policy/Services – CDC, PH, MH, ED – IDEA '04, JJ
- Quality Improvement – Provider Service Delivery
- Data Collection is Key
- Refining Focus – Inclusion of Students/Families at all levels
- Preparing the Workforce – MH (Ed needs to as well)

State Front

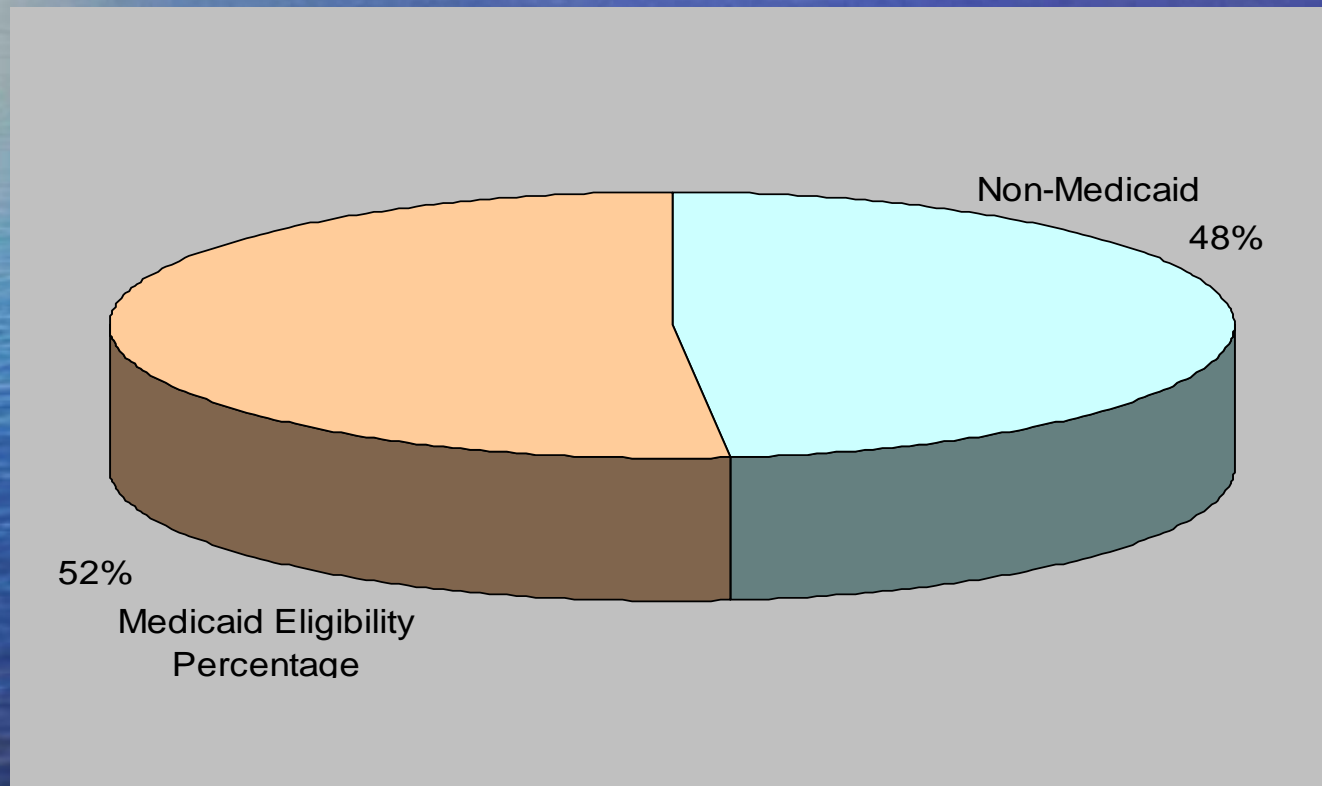
- Partnership between ADE and DBHS
- Stakeholder Meetings to Integrate System of Care
- More Districts involved- some self sustaining
- Existing programs are expanding services
- Data Collection Upgrade – SARA
 - Arkansas is ahead of the game –combining academics and mental health data

Educational Programming Percentages for Students Receiving SBMH Services (SARA Data)

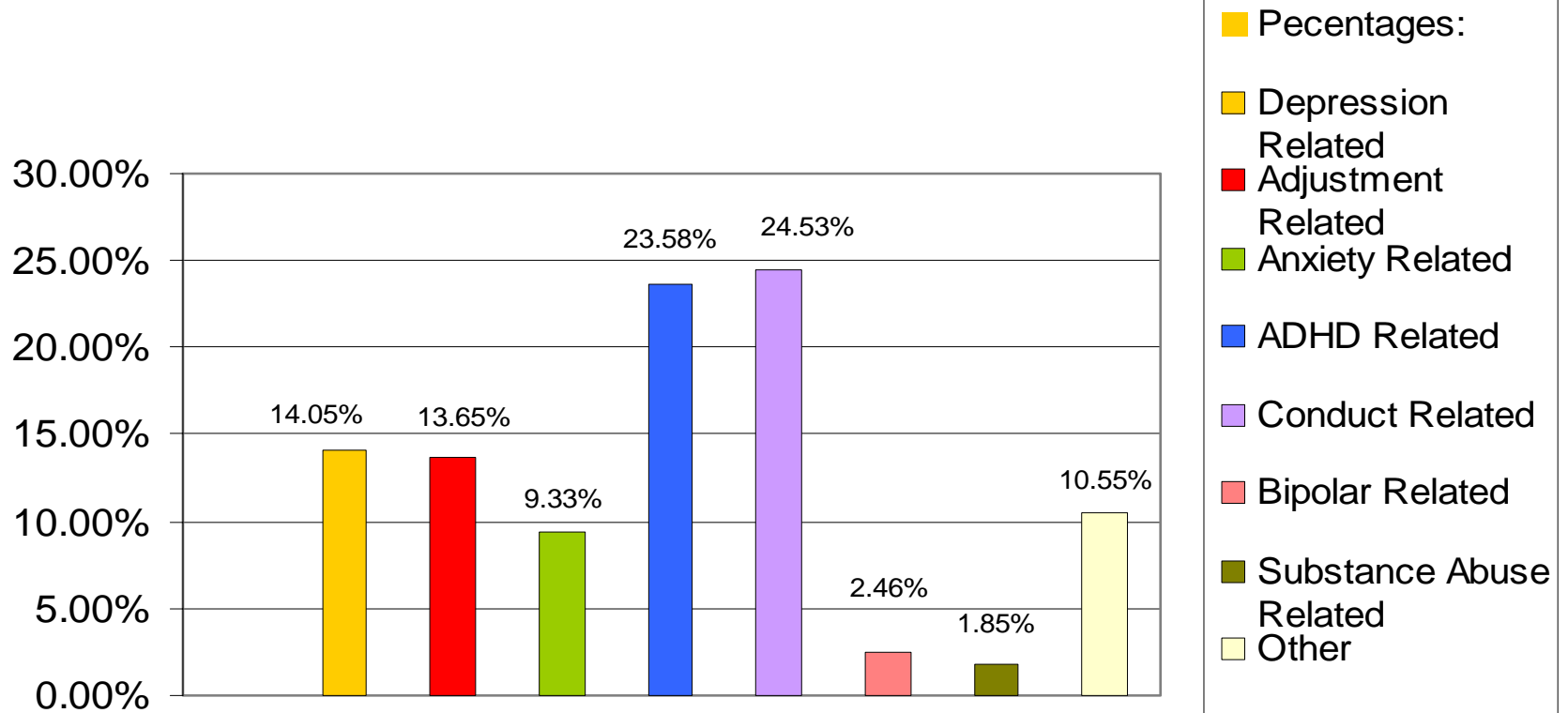
- 1 Gifted and Talented
- 2 Regular Classes
- 3 Special Education



Medicaid Eligibility Percentage for Students Receiving SBMH Services (SARA Data)



DSM IV Diagnosis Percentages for Students Receiving SBMH Services (SARA Data)



Arkansas Department of Education School-based Mental Health Programming Fiscal Year 2007

- *Total Number of Network Districts: 57*
- *Total Number of Mental Health Partners: 24*
- *Total Number of Covered Students: 130,000*
- *Total Unduplicated Service Cases: 3,500 as reported on the ADE Student Assessment and Referral Application Database (SARA)*

Anticipated Expenditures by Source:

- *Department of Education: \$2,000,000*
- *Local Cash/In-kind: \$250,000*
- *RSPMI Medicaid: \$8,000,000*
- *Private Insurance: \$75,000*
- *Total: \$10, 325,000*